FINISH FLOOR PLAN – LEVEL 1 ATRIUM

SCALE: 1/8"=1'-0"

TERRAZZO COLOR LEGEND

- TZ-1 (DARKER)
- TZ-2 (LIGHTER)

GENERAL NOTES

1. CONTRACTOR TO VERIFY EXISTING CONDITIONS PRIOR TO COMMENCEMENT OF WORK.
2. CONTRACTOR TO VERIFY ALL DIMENSIONS.
3. SEE SPECIFICATION FOR FLOOR FINISH MATERIALS AND COLORS.
4. COORDINATE WITH ELECTRICAL DRAWINGS FOR NEW FLOOR RECEPTACLES.
5. CONTRACTOR TO VERIFY STRUCTURAL BELOW AND DO NOT PENETRATE AT EXISTING JOIST LOCATIONS. COORDINATE LOCATIONS OF NEW 8" CORE DRILLED OPENING FOR ELECTRICAL FLOOR BOX TO ENSURE OPENING DOE NOT OCCUR AT CONCRETE JOIST. MAINTAIN A MINIMUM 3" CLEAR DISTANCE FROM EDGE OF NEW OPENING TO THE FACE OF EXISTING CONCRETE JOIST, TYPICAL.

CONSTRUCTION KEYNOTES

1 INSTALL TERRAZZO FLOORING PER SPECIFICATION.

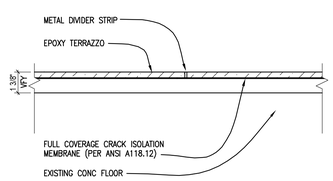

1 AE101 TERRAZZO DIVIDER STRIP
SCALE: 3" = 1'-0"

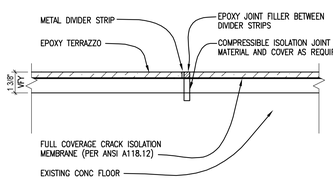

2 AE101 TERRAZZO DIVIDER STRIP AND EXPANSION JOINT
SCALE: 3" = 1'-0"

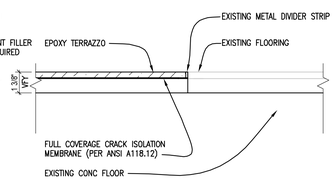

3 AE101 TERRAZZO AND EXISTING FLOORING
SCALE: 3" = 1'-0"

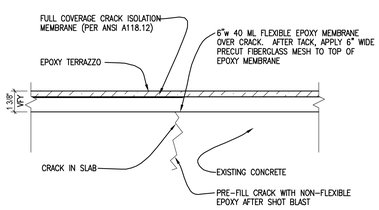

4 AE101 TERRAZZO FOR CRACKS < 1/16" AND > THAN 1/32"
SCALE: 3" = 1'-0"

MOFFITT CANCER CENTER
12902 Magnolia Drive
Tampa, Florida 33612

STABILE RESEARCH BUILDING

ATRIUM RENOVATION

LEO A DALY
PLANNING ARCHITECTURE ENGINEERING INTERIORS
EST. 1915
8600 Indian Hills Drive
Omaha, NE 68114-4039
Tel 402.391.8111 Fax 402.391.8564

KEY PLAN

REVISIONS

NO.	DESCRIPTION	DATE

FILE LOG

ACTIVITY	BY
Manager	JWA
Design	HER
Draw	APA
Check	BRH

STAMP

CONTRACT DOCUMENTS

4' 0 4' 8'
SCALE: 1/8"=1'-0"

N

Project No. 000-10136-001
May 08, 2017

FINISH FLOOR PLAN
LEVEL 1 ATRIUM AND FLOOR DETAILS

AE101

© LEO A DALY Company 2017

May 08, 2017 - 2:47pm sepalahmad P:\0010001-10136-0014-0-Production-Working\4-1-BIM-CAD\CADSheets\SRB-AE101.dwg